

LANDING CHALLENGE

PRO



USER MANUAL



SoFly



INTRODUCTION

The Ultimate Test of Your Piloting Skills

A SERIES OF UNIQUE CHALLENGES DESIGNED TO TEST YOUR LANDING SKILLS.

Thank you for choosing to expand your simulation experience with Landing Challenge Pro. We are incredibly proud to provide simmers with new challenges within Microsoft Flight Simulator.

At SoFly, our goal is to help educate, inspire and provide simmers with new ways to interact with their simulator. Landing Challenge Pro was built specifically with those goals in mind. Across our huge varied range of challenges, you will cover all parts of the world with approaches that real-world pilots find particularly tough, scary and exciting.

We have included various missions that involve engine failures, hurricane conditions and even sandstorms. This means you will have challenges that go beyond anything seen in the default simulator.

We hope you enjoy Landing Challenge Pro.

NEW - ONLINE MANUAL

Landing Challenge Pro introduces our first-ever online manual.

Our online manual will give you even more tips, tricks and information on how to complete each challenge.



[Open Online Manual](#)

CONTENTS

- 05** Installation
- 06** Selecting a Challenge
- 08** Landing Feedback
- 10** Landing Challenges Included
- 15** Tips and Tricks
- 16** Extend Your Learning with A Guide to Flight Simulator
- 18** Copyright and Credits



Need Help or Support?

 [Visit our Support Portal](#)

We know that sometimes you just need a bit of help. If something isn't quite right or you need a bit of guidance, contact our customer support team and we'll work to support you as best as we can. Either click on the box above or head to sofly.io/support



INSTALLATION (Non-Orbx)

Installation of Landing Challenge Pro is done by copying the folder called '**sofly-landing-challenge-pro**' to the Microsoft Flight Simulator 'Community' Folder. You will first need to make sure that you have extracted the ZIP folder.

Your 'Community' Folder location may be in a different location depending on where you purchased the simulator. Here is where you can find it:

For the Windows Store install:

```
C:\Users\[Your User Name]\
AppData\Local\Packages\Microsoft.
FlightSimulator_8wekyb3d8bbwe\
LocalCache\Packages\
```

For the Steam install:

```
C:\Users\[Your User Name]\
AppData\Local\Packages\Microsoft.
FlightDashboard_8wekyb3d8bbwe\
LocalCache\Packages\
```

Important: Windows 10 by default hides the "AppData" folder, so you will have to go to "View" in the menu of File Explorer, and select "Hidden items" so as to see it.

For the Custom install:

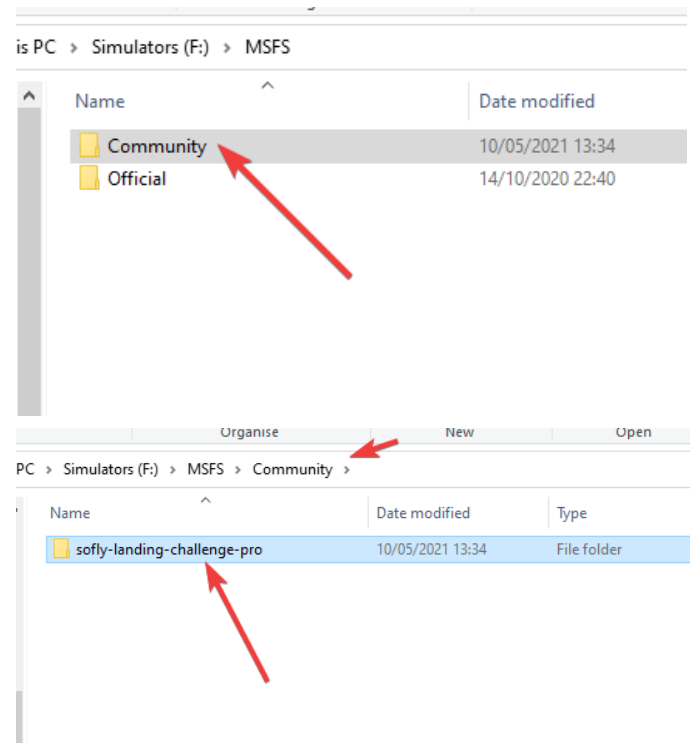
If you used custom location for your Flight Simulator installation, then proceed there.

In our case it was: F:\MSFS\Community

Should you need help, please consult our Support Portal.

IMPORTANT NOTICE

You must ensure that the simulator is not running prior to the installation of Landing Challenge Pro.

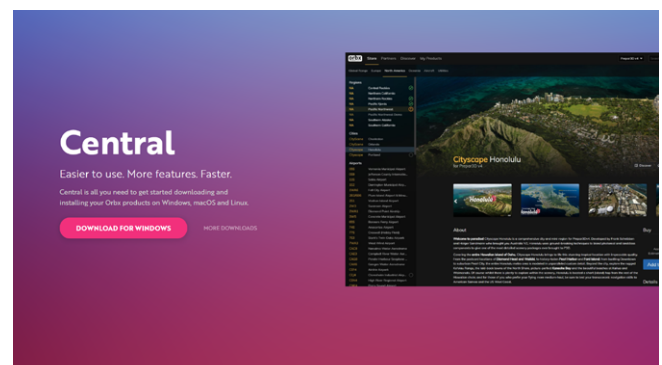


INSTALLATION (Orbx customer)

If you have purchased Landing Challenge Pro through Orbx, you will be able to install through the convenience of Orbx Central. From the product page in Orbx Central, click on the blue 'Install' button to begin the quick process. This will take just a few moments and you will be notified upon successful installation.

To find out more about Orbx Central and how to install products through their user interface, please click the box below to open their manual.

Should you have any issues with installation, please reach out to our support team.



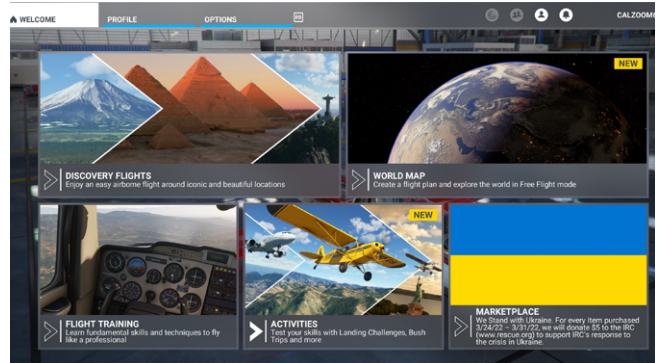
[Orbx Central Manual](#)

SELECTING A CHALLENGE

Once installed, all of the challenges from Landing Challenge Pro will be accessible through Microsoft Flight Simulator's main menu.

Selecting a Challenge

Go to the 'Activities' menu from the main menu and then select 'Custom Content'. Here you will find all the new challenges under the heading 'Landing Challenge Pro'.



Understanding Difficulty Levels

Each landing challenge is designated a difficulty level. You can play through any challenge at any time and you don't have to use them in order.

Difficulty Level: Easy


Whilst they may be listed as easy, each of these challenges can present a challenge of their own. That said, 'Easy' challenges are more scenic and slower-paced.

Difficulty Level: Tough

Test yourself with our 'Tough' challenges. They certainly pose a test to your ability, but also provide you with a lot of fun.

Difficulty Level: Pro

Designed for the pro simmers among you. These challenges combine bad weather, tough approaches and possibly even equipment failures. Good luck!





LANDING FEEDBACK

Upon a successful landing, you will be given automatic feedback on how well you did. This feedback is measured in a landing score and assesses your precision upon touchdown.

Landing Complete

Once you have landed successfully, you will receive a score highlighting how well you did.

Scoreboard

After you have come to a full and complete stop (on the runway), you will be presented with a detailed breakdown of how well you did. You are scored on the following:

- Landing Precision
- Ground Roll
- Landing Smoothness

These three criteria will then be calculated to give you your final score.

Compete with Friends

With your landing challenge complete, why not take a screenshot of the scoreboard and share it with friends. That way, you can compare scores and see who the best pilot is between you.

Don't forget, share your scores online with the hashtag **#landingchallengepro** so others can see how well you do.



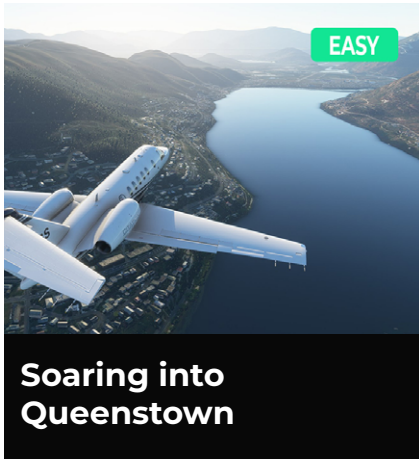
NOTE

The leaderboard will not function as it is locked to Microsoft / Asobo landing challenges only.

If this limitation is removed, Landing Challenge Pro may be updated to include a leaderboard.

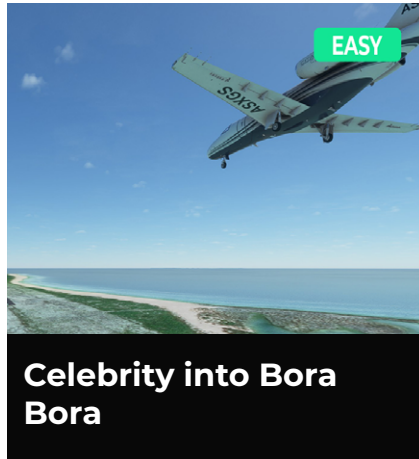


LANDING CHALLENGES CONT.



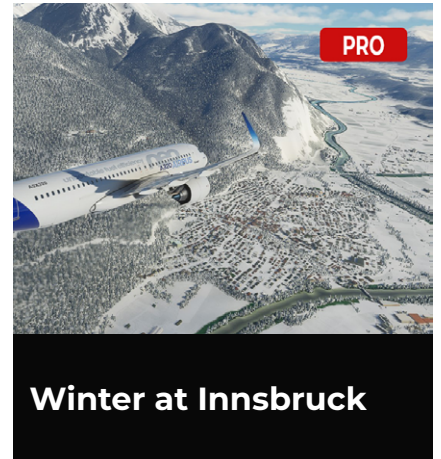
Soaring into Queenstown

Soar over areas of natural beauty as you approach Queenstown. Don't forget to keep your eyes peeled for the runway and watch out for some slight gusts as you approach.



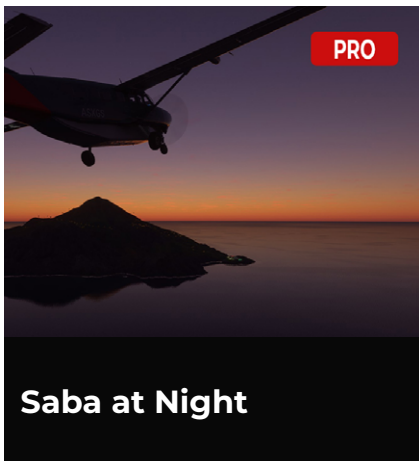
Celebrity into Bora Bora

A famous celebrity is onboard your private jet heading for the stunning Bora Bora. This is your first trip to the island and you want to take in the scenery all around you. Navigate the island visually before touching down to allow your VIP to get to their luxury hotel on time.



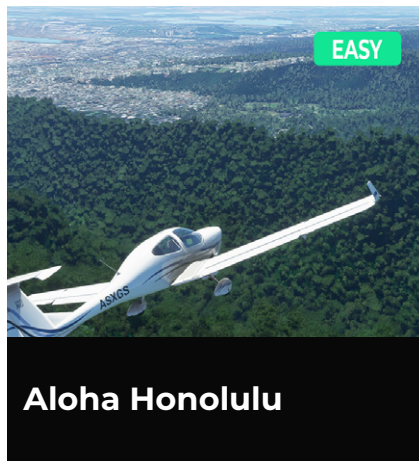
Winter at Innsbruck

Innsbruck is known for its glorious ski resorts and challenging slopes. However, for a pilot, it offers an incredibly challenging experience. Pilot your A320 through the terrain, clouds and wintery weather to safely land at Innsbruck. Careful as your plane is full of skiers and you are rather heavy.



Saba at Night

This already difficult approach just got even tougher! Saba has one of the shortest runways in the world but can you land at night with even less visibility. Land this one successfully and have the ultimate bragging rights.



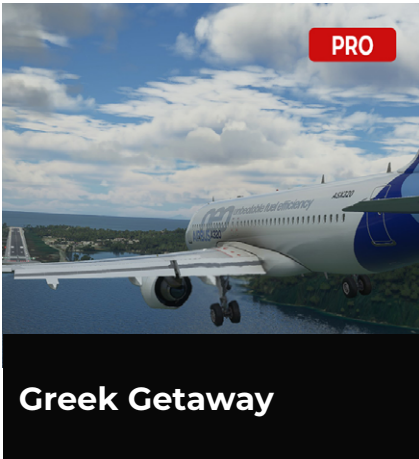
Aloha Honolulu

Welcome to Hawaii. This scenic approach into the main international airport will take you across some stunning landmarks and natural beauty. Take your time and explore before lining up and landing at this tropical paradise. Aloha!

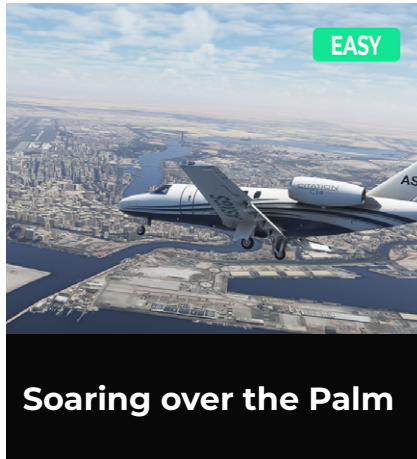


Beach Blast at Saint Martin

Famous for its location on Maho Beach, Princess Juliana Airport often sees large jets fly overhead tourists on the beach. You'll fly as low as 50ft over the beach as your touchdown into the Caribbean airport.




The runway sits right next to a popular and busy tourist spotting area making Skiathos a strong contender for one of the more challenging airports in Europe. Can you land on the sunny island with a full passenger load looking to escape to paradise.



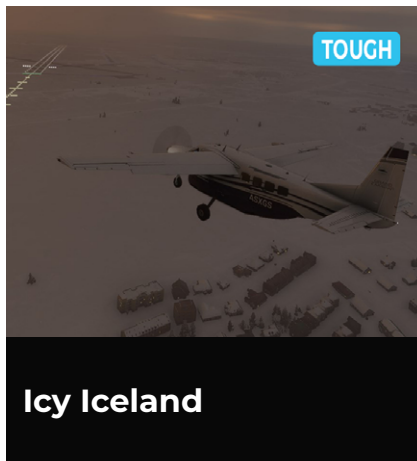
The famous Palm Islands in Dubai is iconic to the global metropolis. As you bring your VIP into Dubai Airport, take your time to show them the sights from their private jet. The clear weather means you will have an unbelievable experience.



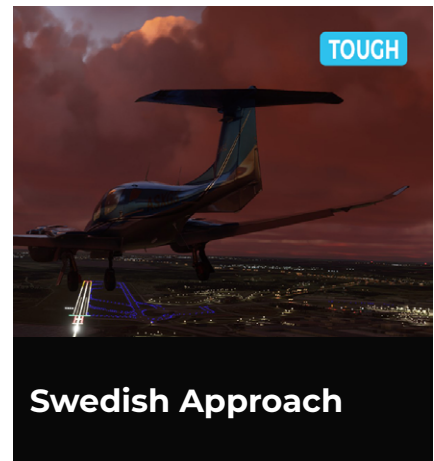
This challenge will place you further and higher than the default approach, meaning you can really test your skills at this challenging airport. Take on the full approach, lower the gear and flaps on time and be prepared to avoid nearby terrain and gusty conditions.



Samos has a stunning visual approach over the coast and island, but timing is everything. As you approach the SAM VOR, you will need to keep a close eye on your descent as you make sharp and tight turns to correctly line yourself up on the runway.

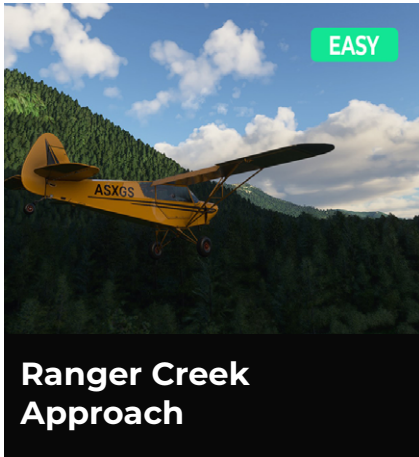


After a long day of taking explorers on tours of the island, you are on the way home, but the weather has taken a turn for the worse. Safely land with strong winds against you for the ultimate sense of satisfaction.



The Swedish capital awaits you! However, strong winds in the dual-prop means you are in for a bumpy ride. Tackle the gusty conditions as do your best to land at Stockholm before you lose day light.

LANDING CHALLENGES CONT.



Soar along the river and through the valley until you find Ranger Creek Airport amongst the trees. Take care to not let your wheels hit the branches as you land at this cute little airport.



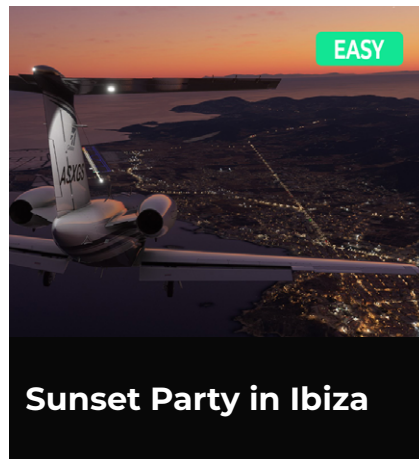
London is known for its fast-paced business deals and your client onboard is keen to get into the city as fast as possible. The steep approach and poor weather may force you to go elsewhere. Safely land at London City whilst following the steep glideslope and get your client to the meeting on time.



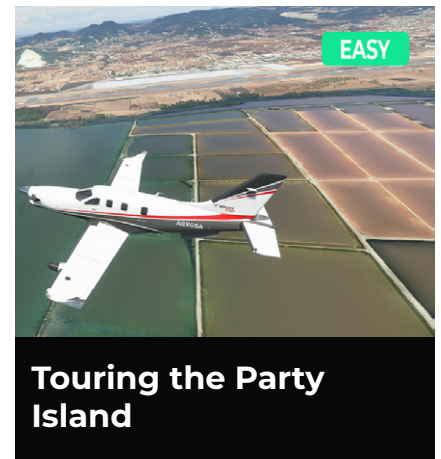
Known as the Windy City, Chicago offers an exciting challenge for pilots due to windy and gusty conditions. Bring your passengers into land safely at the airport whilst battling the turbulence and wind on the approach.



We love a mountainous approach thanks to how the mist settles between the terrain making for some stunning views. Take the opportunity to soar into Aosta in this epic approach through the natural surroundings.



You're carrying a famous DJ who is ready to take the party scene in Ibiza to the next level. Bring your VIP safely into Ibiza whilst taking in the glorious sunset as the party vibe lights up the towns below.

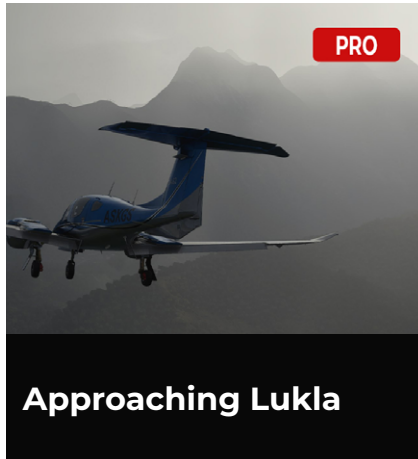


Before you land at the party island, bask in the delights that Ibiza has to offer. Soar over the party town and various nightclubs before you land at the airport.



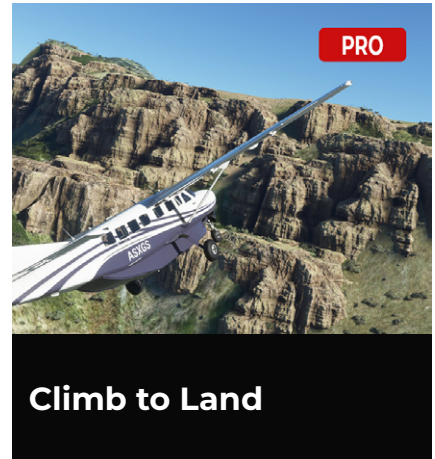
Beach Landing in Barra

Located in Scotland, Barra Airport is unique in that you will be landing directly onto a beach. The weather isn't exactly pleasant for this mid-afternoon landing, so be sure to watch the tide so you don't get yourself stuck in the water or sand.



Approaching Lukla

Nestled between 2 mountains in eastern Nepal, Lukla Airport is one of the hardest approaches in the world to master. Flying conditions are a little worse compared with the default provided, so muster up the courage to take on this airport.



Climb to Land

In this unique challenge, you will have to climb up above the valley to find the iconic Matekane Air Strip. This challenge will have you climbing to be able to land.



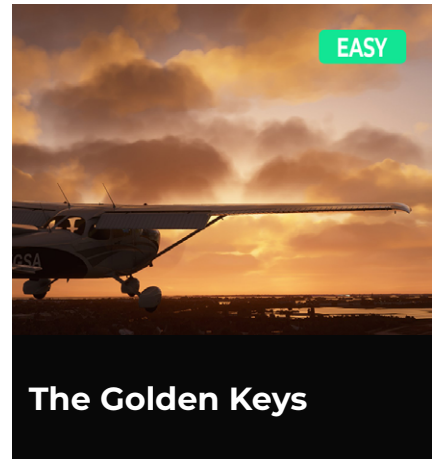
Antarctic Discovery

Serving as the United States research base in the Antarctic, McMurdo Station is an all-ice runway that comes with its own challenge. Brave the ice and wind and bring your research team safely to the ground.



High Altitude Landing at Uyuni

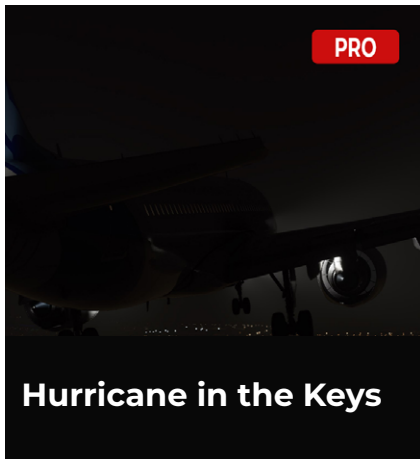
Landing at a high altitude means you have to be super careful with your speeds as you will require a higher amount of thrust to keep yourself in the air. A successful landing will require skill and careful planning to avoid disaster.



The Golden Keys

As the sun falls on the Florida Keys, take the Cessna 172 Skyhawk for a spin around the sun-drenched area before touching down at busy Key West Airport.


LANDING CHALLENGES CONT.



For all of the beauty in the Florida Keys, the region also encounters its fair share of hurricanes. Experience one of the hardest approaches as one of the last planes to land before the hurricane makes landfall in just a few hours.



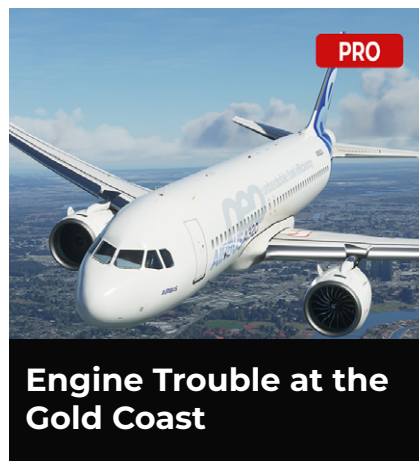
After a successful private pilot flight, you start to have some engine troubles. You're still several miles away from the airport with only a bit of power behind you. Can you land safely at Manchester Barton airport?




A sandstorm has hit Dubai and it's your job to pilot the Queen of the Skies safely to the ground. Watch the sky turn a deep orange as the sand hits your plane. The sand will hit with some force and may cause you to lose some control.



Located in New Zealand's Fiordland region of the South Island, this busy and scenic airport has a hidden secret: a truly tough approach through the mountains. You'll have to make some sweeping turns as you head towards Milford Sound Airport.



After a long day of taking passengers across Australia, you're heading back to Gold Coast Airport. Your engines have been making a few strange sounds today, so perhaps something is wrong. Keep a close eye on your final approach to the airport.



As with other SoFly products, we will look to continue adding more content to Landing Challenge Pro in the future. Keep your eyes peeled for updates that will see us add even more challenges to Landing Challenge Pro.

TIPS AND TRICKS

Each of the landing challenges come with an overview of the route, suggested speeds and other considerations you will need to keep in mind.

Furthermore, each landing challenge has a suggestion and tip to help you prepare for what's to come.

If you need further help and support, you should check out our online guide where we go a bit more in-depth with each of the challenges.



Our online manual will give you even more tips, tricks and information on how to complete each challenge.

 [Open Online Manual](#)





A GUIDE TO FLIGHT SIMULATOR

If you enjoyed Landing Challenge Pro then you will love our in-depth guide teaching you everything you need to know about Microsoft Flight Simulator.

A Guide to Flight Simulator features over 200 stunning pages designed to help newcomers and experienced simmers alike get the most out of their flight sim experience. From ATC to UI and everything in between, A Guide to Flight Simulator will make you a pro in no time.

DYNAMIC AND UPDATED GUIDE

The world of flight simulation doesn't stand still and nor does our guide. Feedback from the community goes into future updates. We know there's a lot to learn so we're always updating the guide to help you out.

CONFIGURE CONTROLS

Learn how to configure your controls with the new flight simulator or simply understand how the menu system works. A Guide to Flight Simulator will give you all of that detail in an easy to follow way.





FEEL INSPIRED IN THE NEW WORLD

A Guide to Flight Simulator features a detailed look at each airport, aircraft and also gives you some inspiration on where to travel next. Find your next destination with our visual guide helping you along the way.

STEP-BY-STEP TUTORIAL

Let us help you on your journey to learning to fly. Our step-by-step tutorial on your first flying lessons will teach you everything you need to know to pass with flying colours.



Get Yours From Your Favourite Store

Click on one to be taken straight there.

SoFly

SIMMARKET

STORE **FlightSim**.COM

SIMSHACK

COPYRIGHT AND CREDITS

Thanks to everyone involved.

Landing Challenge Pro would not have been possible without the dedication, passion and support by some amazingly talented individuals.

Calum Martin

CEO and Founder of SoFly

Lisa Carpenter

Director of Business Development and Customer Care

Beta Testers

Adam E

Ian W

Jake H

Maurice M

Nick H

Patrick M

Paul R

Ricky H

Ronnie W

Video Production

AviationLads



Landing Challenge Pro

Copyright (c) 2022 SoFly Limited

IMPORTANT: PLEASE READ THIS LICENSE CAREFULLY BEFORE USING THIS SOFTWARE.

1. LICENSE

By receiving, opening the file package, and/or using Landing Challenge Pro ("Software") containing this software, you agree that this End User License Agreement (EULA) is a legally binding and valid contract and agree to be bound by it. You agree to abide by the intellectual property laws and all of the terms and conditions of this Agreement.

Unless you have a different license agreement signed by SoFly Limited your use of Landing Challenge Pro indicates your acceptance of this license agreement and warranty.

Subject to the terms of this Agreement, SoFly Limited grants to you a limited, non-exclusive, non-transferable license, without right to sub-license, to use Landing Challenge Pro in accordance with this Agreement and any other written agreement with SoFly Limited. SoFly Limited does not transfer the title of Landing Challenge Pro to you; the license granted to you is not a sale. This agreement is a binding legal agreement between SoFly Limited and the purchasers or users of Landing Challenge Pro.

If you do not agree to be bound by this agreement, remove Landing Challenge Pro from your computer now and, if applicable, promptly return to SoFly Limited by mail any copies of Landing Challenge Pro and related documentation and packaging in your possession.

2. DISTRIBUTION

Landing Challenge Pro and the license herein granted shall not be copied, shared, distributed, re-sold, offered for re-sale, transferred or sub-licensed in whole or in part except that you may make one copy for archive purposes only. For information about redistribution of Landing Challenge Pro contact SoFly Limited.

3. USER AGREEMENT

3.1 Use

Your license to use Landing Challenge Pro is limited to the number of licenses purchased by you. You shall not allow others to use, copy or evaluate copies of Landing Challenge Pro.

3.2 Use Restrictions

You shall use Landing Challenge Pro in compliance with all applicable laws and not for any unlawful purpose. Without limiting the foregoing, use, display or distribution of Landing Challenge Pro together with material that is pornographic, racist, vulgar, obscene, defamatory, libelous, abusive, promoting hatred, discriminating or displaying prejudice based on religion, ethnic heritage, race, sexual orientation or age is strictly prohibited.

Each licensed copy of Landing Challenge Pro may be used on one single computer location by one user. Use of Landing Challenge Pro means that you have loaded, installed, or run Landing Challenge Pro on a computer or similar device. If you install Landing Challenge Pro onto a multi-user platform, server or network, each and every individual user of Landing Challenge Pro must be licensed separately.

You may make one copy of Landing Challenge Pro for backup purposes, providing you only have one copy installed on one computer being used by one person. Other users may not use your copy of Landing Challenge Pro. The assignment, sublicense, networking, sale, or distribution of copies of Landing Challenge Pro are strictly forbidden without the prior written consent of SoFly Limited. It is a violation of this agreement to assign, sell, share, loan, rent, lease, borrow, network or transfer the use of Landing Challenge Pro. If any person other than yourself uses Landing Challenge Pro registered in your name, regardless of whether it is at the same time or different times, then this agreement is being violated and you are responsible for that violation!

3.3 Copyright Restriction

This Software contains copyrighted material, trade secrets and other proprietary material. You shall not, and shall not attempt to, modify, reverse engineer, disassemble or decompile Landing Challenge Pro. Nor can you create any derivative works or other works that are based upon or derived from Landing Challenge Pro in whole or in part.

SoFly Limited's name, logo and graphics file that represents Landing Challenge Pro shall not be used in any way to promote products developed with Landing Challenge Pro. SoFly Limited retains sole and exclusive ownership of all right, title and interest in and to Landing Challenge Pro and all Intellectual Property rights relating thereto.

Copyright law and international copyright treaty provisions protect all parts of Landing Challenge Pro products and services. No program, code, part, image, audio sample, or text may be copied or used in any way by the user except as intended within the bounds of the single user program. All rights not expressly granted hereunder are reserved for SoFly Limited.

3.4 Limitation of Responsibility

You will indemnify, hold harmless, and defend SoFly Limited, its employees, agents and distributors against any and all claims, proceedings, demand and costs resulting from or in any way connected with your use of SoFly Limited's Software.

In no event (including, without limitation, in the event of negligence) will SoFly Limited, its employees, agents or distributors be liable for any consequential, incidental, indirect, special or punitive damages whatsoever (including,

without limitation, damages for loss of profits, loss of use, business interruption, loss of information or data, or pecuniary loss), in connection with or arising out of or related to this Agreement, Landing Challenge Pro or the use or inability to use Landing Challenge Pro or the furnishing, performance or use of any other matters hereunder whether based upon contract, tort or any other theory including negligence.

SoFly Limited's entire liability, without exception, is limited to the customers' reimbursement of the purchase price of the Software (maximum being the lesser of the amount paid by you and the suggested retail price as listed by SoFly Limited) in exchange for the return of the product, all copies, registration papers and manuals, and all materials that constitute a transfer of license from the customer back to SoFly Limited.

3.5 Warranties

Except as expressly stated in writing, SoFly Limited makes no representation or warranties in respect of this Software and expressly excludes all other warranties, expressed or implied, oral or written, including, without limitation, any implied warranties of merchantable quality or fitness for a particular purpose.

3.6 Governing Law

This Agreement shall be governed by the law of the GB applicable therein. You hereby irrevocably attorn and submit to the non-exclusive jurisdiction of the courts of GB therefrom. If any provision shall be considered unlawful, void or otherwise unenforceable, then that provision shall be deemed severable from this License and not affect the validity and enforceability of any other provisions.

3.7 Termination

Any failure to comply with the terms and conditions of this Agreement will result in automatic and immediate termination of this license. Upon termination of this license granted herein for any reason, you agree to immediately cease use of Landing Challenge Pro and destroy all copies of Landing Challenge Pro supplied under this Agreement. The financial obligations incurred by you shall survive the expiration or termination of this license.

4. DISCLAIMER OF WARRANTY

THIS SOFTWARE AND THE ACCOMPANYING FILES ARE SOLD "AS IS" AND WITHOUT WARRANTIES AS TO PERFORMANCE OR MERCHANTABILITY OR ANY OTHER WARRANTIES WHETHER EXPRESSED OR IMPLIED. THIS DISCLAIMER CONCERNS ALL FILES GENERATED AND EDITED BY LANDING CHALLENGE PRO AS WELL.

5. CONSENT OF USE OF DATA

You agree that SoFly Limited may collect and use information gathered in any manner as part of the product support services provided to you, if any, related to Landing Challenge Pro. SoFly Limited may also use this information to provide notices to you which may be of use or interest to you. The software, nor installer, does NOT track any personal information. We use the information used during purchase.

SoFly Ltd (Company Number: 1235215) is registered in England.

Microsoft Flight Simulator and Microsoft are trademarks of Microsoft Corp.



WEATHER PRESET PRO

BUY TODAY



SoFly